

For Further Information Contact:

Virginia Department of Transportation

Financial Planning Division

1221 E. Broad Street, 4th Floor

Richmond, VA 23219

Telephone: (804) 786-6065

Internet Address: <http://www.virginiadot.org/projects/reports-budget.asp>

Table of Contents

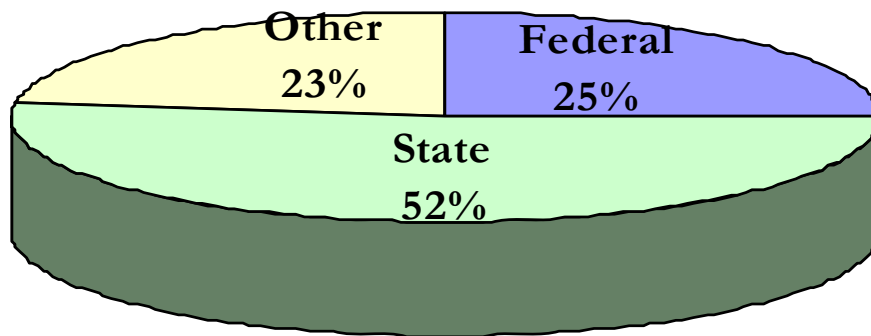
Overview	4
Revenues	6
Highway Maintenance and Operating Fund Revenues	7
Transportation Trust Fund Revenues	8
Other Fund Revenues	9
VDOT Allocations	10
Environmental Monitoring and Evaluation	13
Ground Transportations Planning and Research	14
Highway System Acquisition and Construction	15
• Dedicated and Statewide Construction	16
• Interstate Construction	17
• Primary Construction	18
• Secondary Construction	19
• Urban Construction	20
• Highway Construction Program Management	20
Highway System Maintenance	21
Commonwealth Toll Facilities	22
Financial Assistance to Localities	23
Non-Toll Supported Transportation Debt Service	24
Administrative and Support Services	25
VDOT Capital Outlay	26
Support to Other State Agencies	27

Overview

The budget for the Virginia Department of Transportation (VDOT) identifies the estimated revenues and the distribution of the revenues to the related transportation programs. This is the second revision to the Fiscal Year 2010 Budget. VDOT's FY 2010 annual budget is being revised to redirect available amounts from other programs to the maintenance program to help offset this year's record snow removal costs. This revision does not change the value of the annual budget. The FY 2010 budget remains at \$3.378 billion as revised in December 2009.

VDOT's revenues are provided by dedicated state and federal revenue sources. The major state revenues are estimated by the Department of Taxation and are included in the state's official revenue estimate. VDOT continues to estimate federal revenues based upon the last information received from Federal Highway Administration (FHWA). The \$88.7 million decrease in the revised budget is largely due to reductions in the major state revenue sources as forecasted by the Department of Taxation.

Sources of Transportation Funds



VDOT's Revised FY 2010 Budget is supported by \$1.77 billion of state revenues. Federal revenues of \$844 million account for 25.0% of the funding for this fiscal year.

Overview

VDOT's revenues provide funding for debt service, maintenance, administration and construction. Due to record amounts of snowfall and related expenditures, the administrative and other programs were reviewed and funds were identified that could be transferred to the maintenance program. The following is a summary of the programs by spending category for this second revision.

	Revised 2010 December 2009	Revised 2010 May 2010	INCREASE (DECREASE)
Debt Service	\$257,315,812	\$257,315,812	\$0
Other Agencies & Transfers	44,996,548	44,996,548	\$0
Maintenance & Operations	1,630,656,702	1,651,219,064	\$20,562,362
Tolls, Administration, & Other Programs	395,963,058	375,720,696	(\$20,242,362)
Public Transportation & Rail	18,527,048	18,527,048	\$0
Earmarks & Special Financing	361,990,161	361,990,161	\$0
Highway Systems Construction	668,921,247	668,601,247	(320,000)
Total	\$3,378,370,576	\$3,378,370,576	\$0

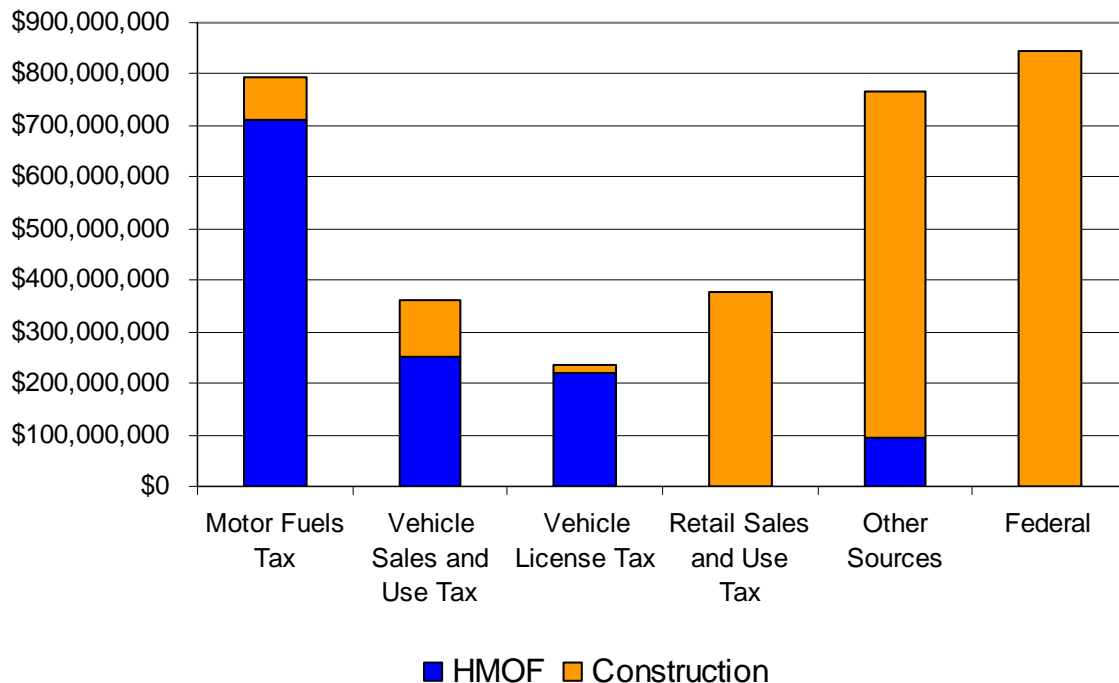
The following chart illustrates the cumulative changes since the original 2010 Budget was approved in June 2009.

	2010 Approved June 2009	Revised 2010 May 2010	INCREASE (DECREASE)
Debt Service	\$256,438,919	\$257,315,812	\$876,893
Other Agencies & Transfers	44,996,548	44,996,548	\$0
Maintenance & Operations	1,708,730,484	1,651,219,064	(\$57,511,420)
Tolls, Administration, & Other Programs	409,091,029	375,720,696	(\$33,370,333)
Public Transportation & Rail	17,564,854	18,527,048	\$962,194
Earmarks & Special Financing	383,643,415	361,990,161	(\$21,653,254)
Highway Systems Construction	646,584,527	668,601,247	22,016,720
Total	\$3,467,049,776	\$3,378,370,576	(\$88,679,200)

Revenues

VDOT's revenues are specifically designated for transportation. Four primary state transportation revenue sources are collected in Virginia: Motor Fuels Tax, Motor Vehicle Sales and Use Tax, Motor Vehicle License Fee, and State Retail Sales and Use Tax. The following table summarizes VDOT's revised FY 2010 revenues. Other revenue sources for construction include CPR bonds, PTF, and toll facilities revenues. The revenue estimates remain unchanged from the December 2009 revision.

Source	HMOF	Construction	TOTAL
Motor Fuels Tax	\$710,800,000	\$81,848,000	\$792,648,000
Vehicle Sales and Use Tax	253,200,000	109,865,200	363,065,200
Vehicle License Tax	218,700,000	16,684,400	235,384,400
Retail Sales and Use Tax	0	376,422,100	376,422,100
Other Sources	93,362,313	673,054,824	766,417,137
Federal	0	844,433,739	844,433,739
Transfer to HMOF	507,604,298	(507,604,298)	0
TOTAL	\$1,783,666,611	\$1,594,703,965	\$3,378,370,576
Revised 2010 December 2009	\$1,776,250,590	\$1,602,119,986	\$3,378,370,576
INCREASE (DECREASE)	\$7,416,021	(\$7,416,021)	\$0



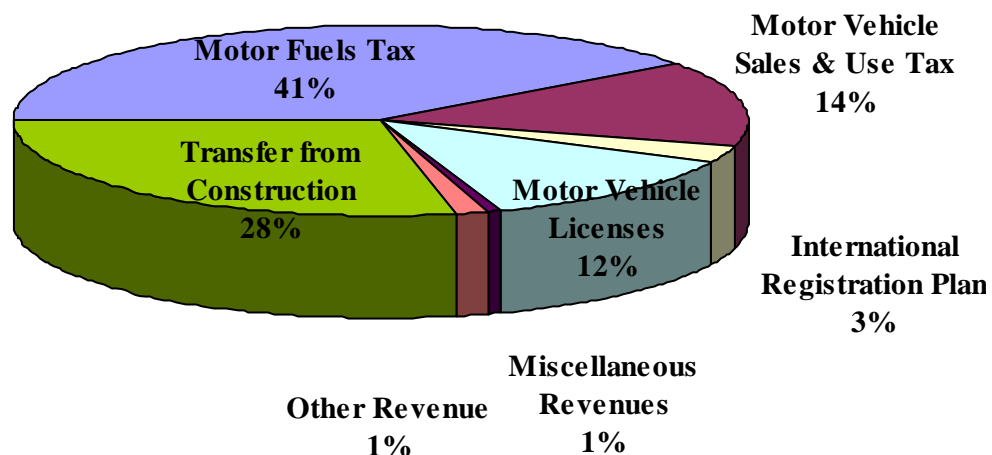
Highway Maintenance & Operating Fund

The Highway Maintenance and Operating Fund (HMOF) is one of VDOT's major funds. It is funded by dedicated state revenues as listed below. The HMOF is intended to provide for the agency's maintenance, operations and administrative needs. Since Fiscal Year 2002, the HMOF has required transfers from the Construction Fund to cover the needs of the fund.

HMOF Revenue Sources	Revised 2010 December 2009	Revised 2010 May 2010	INCREASE (DECREASE)
Motor Fuels Tax	\$710,800,000	\$710,800,000	\$0
Motor Vehicle Sales & Use Tax	253,200,000	253,200,000	0
International Registration Plan	58,600,000	58,600,000	0
Motor Vehicle Licenses	218,700,000	218,700,000	0
Miscellaneous Revenues	12,700,000	12,700,000	0
Other Revenue	22,062,313	22,062,313	0
Transfer from Construction	500,188,277	507,604,298	7,416,021
Total	\$1,776,250,590	\$1,783,666,611	\$7,416,021

A review of the administrative and other operating programs was performed to identify funds that could be made available for transfer to the maintenance program to help offset the extreme snow costs. The increase in the Transfer from Construction represents funding provided out of the Capital Outlay and Planning and Research programs.

HMOF Revenue Sources FY 2010

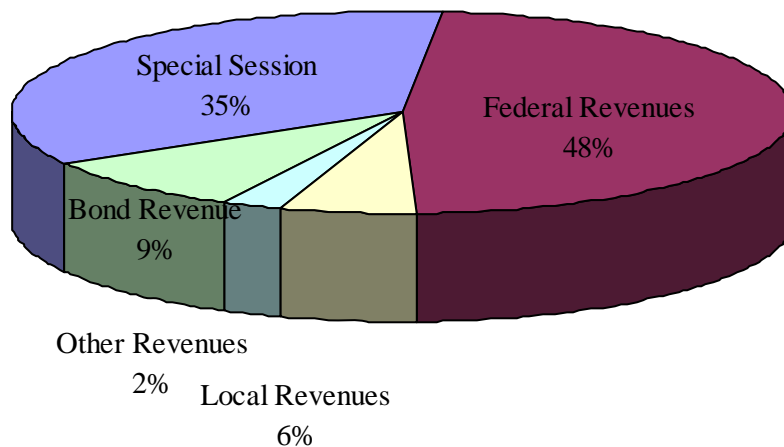


Transportation Trust Fund - Construction

The Transportation Trust Fund was created by the 1986 Special Session. VDOT manages the 78.7% of the TTF funds dedicated by the Code of Virginia for highway construction. Special Session funds include motor vehicle fuels tax, motor vehicle sales tax, and state retail sales and use tax. The following table identifies the construction fund revenues by major source.

Construction Revenue Sources	Revised 2010 December 2009	Revised 2010 May 2010	INCREASE (DECREASE)
Special Session	\$621,268,128	\$621,268,128	\$0
Federal Revenues	844,433,739	844,433,739	0
Local Revenues	96,900,158	96,900,158	0
Other Revenues	55,990,122	55,990,122	0
Bond Revenue	162,373,719	162,373,719	0
Total	\$1,780,965,866	\$1,780,965,866	\$0

Construction Revenues by Source Revised FY 2010

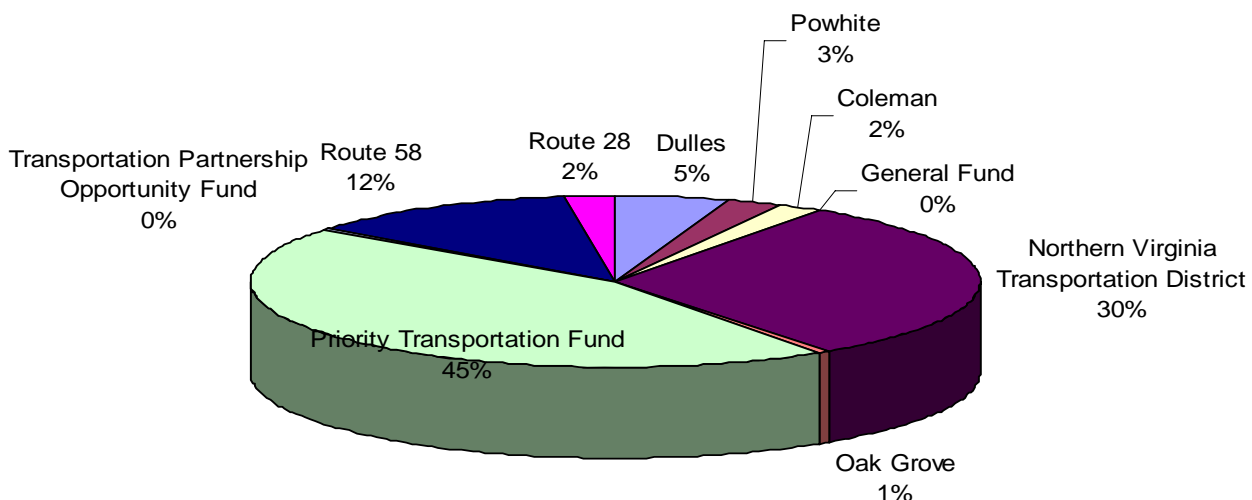


Other Fund Revenues

In addition to the two major state funds, VDOT manages a number of special funds. Each special fund receives dedicated revenues to be used to support the mission of the program. The transfer to the HMOF was increased due to the reduction of other programs to provide the maintenance program with increased funding for snow-related expenses.

Other Fund Revenue	Revised 2010 December 2009	Revised 2010 May 2010	INCREASE (DECREASE)
Dulles	\$16,800,000	\$16,800,000	\$0
Powhite	9,300,801	9,300,801	0
Coleman	6,280,193	6,280,193	0
FRANS	4,000	4,000	0
Northern Virginia Transportation District	104,358,040	104,358,040	0
Oak Grove	2,500,000	2,500,000	0
Priority Transportation Fund	152,738,000	152,738,000	0
Transportation Partnership Opportunity Fund	1,078,000	1,078,000	0
Route 58	41,987,000	41,987,000	0
Route 28	7,528,150	7,528,150	0
Total Other Fund Revenue	\$342,574,184	\$342,574,184	\$0
Total Construction Major Sources (page 8)	1,780,965,866	1,780,965,866	0
Transfer to HMOF	(500,188,277)	(507,604,298)	(7,416,021)
Total Construction Fund	\$1,602,119,986	\$1,615,935,752	(\$7,416,021)

Other Fund Revenue Revised FY 2010



VDOT Program Descriptions & Allocations

Summary of Allocations by Program

The following table summarizes VDOT's budget by the major programs. The following table summarizes the changes from the December 2009 revised budget to this revision to accommodate snow-related expenses.

	Revised 2010 December 2009	Revised 2010 May 2010	INCREASE (DECREASE)
Environmental Monitoring and Evaluation (514)	\$11,947,299	\$8,380,383	(\$3,566,916)
Ground Transportation Planning and Research (602)	45,472,644	43,056,623	(\$2,416,021)
Highway System Acquisition and Construction (603)	1,059,354,723	1,059,034,723	(\$320,000)
Highway System Maintenance (604)	1,291,862,835	1,312,425,197	\$20,562,362
Commonwealth Toll Facilities (606)	61,966,317	61,966,317	\$0
Financial Assistance to Localities (607)	346,092,847	346,092,847	\$0
Non-Toll Supported Transportation Debt Service (612)	247,825,962	247,825,962	\$0
Administrative and Support Services (699)	244,824,353	235,564,928	(\$9,259,425)
VDOT Capital Outlay (998)	5,500,000	500,000	(\$5,000,000)
Support to Other State Agencies	44,996,548	44,996,548	\$0
Support to Ports *	977,194	977,194	\$0
Support to DRPT Programs	17,549,854	17,549,854	\$0
TOTAL	\$3,378,370,576	\$3,378,370,576	\$0

The following table presents the cumulative changes since the original budget which was approved June 2009.

	2010 Approved June 2009	Revised 2010 May 2010	INCREASE (DECREASE)
Environmental Monitoring and Evaluation (514)	\$12,048,900	\$8,380,383	(\$3,668,517)
Ground Transportation Planning and Research (602)	44,766,019	43,056,623	(1,709,396)
Highway System Acquisition and Construction (603)	1,052,133,635	1,059,034,723	6,901,088
Highway System Maintenance (604)	1,359,801,301	1,312,425,197	(47,376,104)
Commonwealth Toll Facilities (606)	63,547,621	61,966,317	(1,581,304)
Financial Assistance to Localities (607)	363,228,163	346,092,847	(17,135,316)
Non-Toll Supported Transportation Debt Service (612)	246,949,069	247,825,962	876,893
Administrative and Support Services (699)	251,013,666	235,564,928	(15,448,738)
VDOT Capital Outlay (998)	11,000,000	500,000	(10,500,000)
Support to Other State Agencies	44,996,548	44,996,548	0
Support to Ports *	0	977,194	977,194
Support to DRPT Programs	17,564,854	17,549,854	(15,000)
TOTAL	\$3,467,049,776	\$3,378,370,576	(\$88,679,200)

Environmental Monitoring and Evaluation (514)

The Environmental Program consists of the following service areas:

Environmental Monitoring and Compliance for Highway Projects (51408) - To provide efforts to evaluate, monitor and maintain the quality of the state's natural resources as part of a balanced consideration of environmental and transportation needs. VDOT's wetland mitigation program is funded in this service area. The changes in this program reflect the smaller size of the construction program. Reductions to this program were made to provide funding for snow-related expenses. Reductions were largely provided from the delays in the purchase of wetlands credits and consultant procurements.

Environmental Monitoring Program Management and Direction (51409) - To provide activities related to the management and direction of the program. Adequate and effective management and direction is critical to the success of the program.

ENVIRONMENTAL MONITORING & EVALUATION (5140000)	Revised 2010 December 2009	Revised 2010 May 2010	INCREASE (DECREASE)
Environmental Monitoring & Compliance for Highway Projects (51408)	\$9,837,161	\$6,270,245	(\$3,566,916)
Environmental Monitoring Program Management (51409)	2,110,138	2,110,138	0
TOTAL ENVIRONMENTAL MONITORING & EVALUATION	\$11,947,299	\$8,380,383	(\$3,566,916)
HMOF	11,947,299	8,380,383	(3,566,916)

Ground Transportation Planning & Research (602)

Ground Transportation Planning and Research is comprised of:

Ground Transportation System Planning (60201) - To provide efforts to lead and plan a comprehensive system of ground transportation, including the planning of particular ground transportation projects through surveying, mapping and studies. These studies are the basis for decisions on proposed highway plans, programs and projects, as well as other travel modes and routes throughout Virginia. This includes Land Development activities related to the implementation of Chapter 527. Reductions to this program were made to provide funding for snow-related expenses and were available due to reduced land development activity.

Ground Transportation System Research (60202) - To provide efforts devoted to the planning and delivery of a comprehensive ground transportation research, development, consulting and technology transfer program covering the areas of transportation system operations, maintenance, structural design and construction, materials and specifications, safety, environmental stewardship, finance and policy.

Ground Transportation Program Management and Direction (60204) - To provide activities related to the management and direction of the program. Adequate and effective management and direction is critical to the success of the program.

	Revised 2010 December 2009	Revised 2010 May 2010	INCREASE (DECREASE)
PLANNING & RESEARCH (602000)			
Ground Transportation System Planning (60201)	\$38,472,047	\$36,056,026	(\$2,416,021)
Ground Transportation System Research (60202)	3,832,363	3,832,363	0
Ground Transportation Program Management & Direction (60204)	3,168,234	3,168,234	0
TOTAL PLANNING & RESEARCH	\$45,472,644	\$43,056,623	(\$2,416,021)
HMOF	5,479,410	3,063,389	(2,416,021)
CONSTRUCTION	21,599,124	21,599,124	0
FEDERAL	18,394,110	18,394,110	0

Highway System Acquisition and Construction (603)

VDOT manages the Commonwealth's highway construction program as outlined in the agency's Six-Year Improvement Program that is approved annually by the Commonwealth Transportation Board. The construction program is divided into several service areas. FY 2010 is the first time since the state construction allocation formula was instituted by the 1986 Special Session that no funds are available for distribution to the construction districts and localities. This is the result of minimal growth of transportation revenues and increased needs to address the maintenance of the existing infrastructure.

CONSTRUCTION (603)	Revised 2010 December 2009	Revised 2010 May 2010	INCREASE (DECREASE)
Dedicated and Statewide Construction (60302)	\$359,491,181	\$359,491,181	\$0
Interstate Construction (60303)	318,788,553	318,788,553	0
Primary Construction (60304)	151,725,481	151,725,481	0
Secondary Construction (60306)	109,634,028	109,634,028	0
Urban Construction (60307)	83,973,185	83,973,185	0
Construction Management (60315)	35,742,295	35,422,295	(320,000)
TOTAL CONSTRUCTION	\$1,059,354,723	\$1,059,034,723	(\$320,000)
HMOF	35,742,295	35,422,295	(320,000)
CONSTRUCTION	292,655,918	292,655,918	0
FEDERAL	626,863,198	626,863,198	0
NVTD	77,406,928	77,406,928	0
OAK GROVE	329,675	329,675	0
ROUTE 58	2,605,625	2,605,625	0
TPOF	1,076,542	1,076,542	0
CONCESSION	5,265,672	5,265,672	0
FRANS	4,000	4,000	0
ROUTE 28	17,404,870	17,404,870	0

The following pages detail each construction service area.

Highway System Acquisition and Construction (603)

Dedicated and Statewide Construction (60302)

The purpose of the Dedicated and Statewide Construction service area is to design and prepare plans, acquire needed land and construct roads and bridges or support transit or operational activities across the state that are not dedicated to a specific highway system. This includes statewide programs such as the Revenue Sharing and the Safety programs. Funding for the federal Congestion Mitigation and Air Quality Improvement (CMAQ) and Regional Surface Transportation programs which have yet to be distributed by the respective Metropolitan Planning Organizations are included in this service area and will be transferred when identified. It also includes non-toll-related bond-funded construction.

DEDICATED & STATEWIDE CONSTRUCTION (6030200)	Revised 2010 December 2009	Revised 2010 May 2010	INCREASE (DECREASE)
Revenue Sharing	\$80,000,000	\$80,000,000	\$0
SAFETEA-LU Earmarks	1,243,361	1,243,361	0
TPOF	1,076,542	1,076,542	0
Safety	24,758,124	24,758,124	0
Safety Match	3,053,560	3,053,560	0
Enhancement	17,036,059	17,036,059	0
Participating Project Costs	15,000,000	15,000,000	0
Statewide and Regional Projects	13,938,137	13,938,137	0
Other	203,385,398	203,385,398	0
TOTAL DEDICATED & STATEWIDE CONSTRUCTION	\$359,491,181	\$359,491,181	\$0
CONSTRUCTION	134,447,564	134,447,564	0
FEDERAL	120,950,305	120,950,305	0
GENERAL FUNDS	0	0	0
NVTD	77,406,928	77,406,928	0
OAK GROVE	329,675	329,675	0
ROUTE 58	2,605,625	2,605,625	0
CONCESSION	5,265,672	5,265,672	0
TPOF	1,076,542	1,076,542	0
FRANS	4,000	4,000	0
ROUTE 28	17,404,870	17,404,870	0

Included in the Other item are amounts for CMAQ, Rail Highway Crossings, High Risk Rural Roads, Safe Routes to Schools, STP Regional, and Open Container.

Highway System Acquisition and Construction (603)

Interstate Construction (60303)

The purpose of the interstate construction service area is to design and prepare plans, acquire needed land and construct roads and bridges on the interstate highway system. The interstate program is federally funded, with state and bond funds providing the needed match. The increase is provided by the use of new federal funds and a shift in federal funds from maintenance.

INTERSTATE CONSTRUCTION (60303)	Revised 2010 December 2009	Revised 2010 May 2010	INCREASE (DECREASE)
Interstate Maintenance	\$58,120,765	\$58,120,765	\$0
National Highway System	133,273,533	133,273,533	0
State Match	39,776,246	39,776,246	0
SAFETEA-LU Earmarks	5,850,549	5,850,549	0
SAFETEA-LU Earmarks Match	17,378,705	17,378,705	0
Other	64,388,755	64,388,755	0
TOTAL INTERSTATE CONSTRUCTION	\$318,788,553	\$318,788,553	\$0
CONSTRUCTION	67,385,876	67,385,876	0
FEDERAL	251,402,677	251,402,677	0

Highway System Acquisition and Construction (603)

Primary Construction (60304)

The primary construction system is made up of roads that connect cities and towns with each other and with interstates. Primary roads serve the state in the same manner as the Interstate system serves the nation.

Historically, the primary construction program received 40% of the funds available for state formula distribution. All of the funds provided in FY 2010 are from those distributed by the CTB or MPOs.

PRIMARY CONSTRUCTION (60304)	Revised 2010 December 2009	Revised 2010 May 2010	INCREASE (DECREASE)
Formula Federal	\$0	\$0	\$0
Formula State	0	0	0
CMAQ	5,540,500	5,540,500	0
STP Regional	18,765,671	18,765,671	0
SAFETEA-LU Earmarks	8,270,802	8,270,802	0
Appalachian Development	51,500,178	51,500,178	0
Equity Bonus	19,004,352	19,004,352	0
Bridge	33,558,544	33,558,544	0
Other	15,085,434	15,085,434	0
TOTAL PRIMARY CONSTRUCTION	\$151,725,481	\$151,725,481	\$0
CONSTRUCTION	37,569,633	37,569,633	0
FEDERAL	114,155,848	114,155,848	0

Highway System Acquisition and Construction (603)

Secondary Construction (60306)

The purpose of the secondary construction service area is to design and prepare plans, acquire needed land and construct roads and bridges on the secondary highway system.

Historically, the secondary construction program received 30% of the funds available for state formula distribution and allocated to the counties. As detailed below, no funds are distributed this year through the state allocation formula.

SECONDARY CONSTRUCTION (60306)	Revised 2010 December 2009	Revised 2010 May 2010	INCREASE (DECREASE)
State Formula:			
Federal	\$0	\$0	\$0
State	0	0	0
Federal Formula:			
Federal	30,792,392	30,792,392	0
State	7,698,110	7,698,110	0
Unpaved	0	0	0
CMAQ	7,368,515	7,368,515	0
SAFETEA-LU Earmarks	147,474	147,474	0
STP Regional	14,756,772	14,756,772	0
Other	48,870,765	48,870,765	0
TOTAL SECONDARY CONSTRUCTION	\$109,634,028	\$109,634,028	\$0
CONSTRUCTION	29,693,869	29,693,869	0
FEDERAL	79,940,159	79,940,159	0

Highway System Acquisition and Construction (603)

Urban Construction (60307)

The purpose of the urban construction service area is to design and prepare plans, acquire needed land and construct roads and bridges on the urban highway system.

Historically, the urban construction program received 30% of the funds available for state formula distribution and allocated to the cities and towns. As detailed below, no funds are distributed this year through the state allocation formula.

URBAN CONSTRUCTION (60307)	Revised 2010 December 2009	Revised 2010 May 2010	INCREASE (DECREASE)
State Formula:			
Federal	\$0	\$0	\$0
State	0	0	0
Federal Formula:			
Federal	10,850,192	10,850,192	0
State	2,712,559	2,712,559	0
CMAQ	11,400,715	11,400,715	0
SAFETEA-LU Earmarks	4,889,668	4,889,668	0
STP Regional	17,824,261	17,824,261	0
Other	36,295,790	36,295,790	0
TOTAL URBAN CONSTRUCTION	\$83,973,185	\$83,973,185	\$0
CONSTRUCTION	23,558,976	23,558,976	0
FEDERAL	60,414,209	60,414,209	0

Highway Construction Program Management (60315)

The purpose of the construction management program is to provide activities related to the management and direction of the program. Adequate and effective management and direction is critical to the success of the program. Reductions to this program were made to provide funding for snow-related expenses, and were available due to reduced staffing levels as a result of Blueprint implementation.

CONSTRUCTION MANAGEMENT (60315)	Revised 2010 December 2009	Revised 2010 May 2010	INCREASE (DECREASE)
TOTAL CONSTRUCTION MANAGEMENT	\$35,742,295	\$35,422,295	(\$320,000)
HMOF	35,742,295	35,422,295	(320,000)

Highway System Maintenance (604)

The maintenance program consists of:

Interstate Maintenance (60401) - To preserve the public's investment through the delivery of an effective and efficient statewide maintenance program to protect and enhance the transportation infrastructure and the safety of the traveling public.

Primary Maintenance (60402) - To preserve the public's investment through the delivery of an effective and efficient statewide maintenance program to protect and enhance the transportation infrastructure and the safety of the traveling public.

Secondary Maintenance (60403) - To preserve the public's investment through the delivery of an effective and efficient statewide maintenance program to protect and enhance the transportation infrastructure and the safety of the traveling public.

Transportation Operations Services (60404) - To improve mobility, safety, travel time reliability and security on the transportation system through the deployment of a variety of operational strategies including regional smart traffic centers, emergency services, traveler services, congestion management and traffic signalization optimization.

Highway Maintenance Program Management and Direction (60405) - To provide activities related to the management and direction of the program. Adequate and effective management and direction is critical to the success of the program.

HIGHWAY SYSTEM MAINTENANCE (604000)	Revised 2010 December 2009	Revised 2010 May 2010	INCREASE (DECREASE)
Interstate Maintenance (60401)	\$321,875,402	\$321,875,402	\$0
Primary Maintenance (60402)	435,104,963	445,104,963	10,000,000
Secondary Maintenance (60403)	329,759,434	340,321,796	10,562,362
Transportation Operations Services (60404)	117,307,987	117,307,987	0
Highway Maintenance Program Management & Direction (60405)	87,815,049	87,815,049	0
TOTAL HIGHWAY SYSTEM MAINTENANCE	\$1,291,862,835	\$1,312,425,197	\$20,562,362
HMOF	1,105,881,632	1,126,443,994	20,562,362
FEDERAL	185,981,203	185,981,203	0

The Maintenance program was increased to help offset the expenses due to the record snowfall. Snow-related expenditures for FY 2010 were \$263.3 million. In FY 2010, \$79.7 million was budgeted for that purpose, which left a shortfall of \$183.6 million. Contributions from districts and shifting of maintenance funds covered \$163.0 million of the shortfall. The remaining \$20.6 million was provided by reductions to other VDOT programs.

Commonwealth Toll Facilities (606)

Toll Facility Acquisition and Construction (60601) - To provide efforts to acquire, construct, and renovate ground transportation toll facilities. To construct needed highway facilities earlier than would be possible with traditional funding sources and without general tax increases, toll facilities have, when practical, been funded through the issuance of bonds. Revenues collected from toll facilities contribute to Virginia's safe and effective transportation system. Currently, there are eight toll facilities in Virginia: George P. Coleman Toll Facility, Dulles Toll Road, Dulles Greenway, Chesapeake Bay Bridge-Tunnel, Chesapeake Expressway, Downtown Expressway/Powhite Parkway, the Boulevard Bridge and Pocahontas Parkway. Of these facilities, two are currently owned and operated by VDOT: Powhite Parkway Extension Toll Road in Chesterfield County and George P. Coleman Bridge in Gloucester County.

Toll Facility Debt Service (60602) - To provide for the debt service requirements of the debt-financed toll facilities. The bond indentures for the toll facilities require the Commonwealth Transportation Board (CTB) to set toll rates for all classes of vehicles which will provide sufficient net revenues to meet the facility's obligations. Toll roads are typically constructed with debt financing and the subsequent toll collection revenues are used for debt service payments. The two state-owned facilities collecting tolls to pay debt service are the Powhite Parkway Extension in Richmond and the George P. Coleman Bridge located between Gloucester and York counties.

Toll Facility Maintenance and Operation (60603) - To provide for the operational costs of the two toll facilities operated by VDOT. All operating costs associated with that facility are to be paid out of the revenues generated by that facility. Customer service and toll collection are toll facilities' main operations. Effective November 1, 2008, VDOT transferred the responsibility for the operations and maintenance of the Dulles Toll Road facility to the Washington Metropolitan Airports Authority. The transition period is expected to be completed during the fiscal year.

Toll Facilities Revolving Fund (60604) - To provide a method to finance and/or refinance existing and potential toll facilities. Interest earnings on the Construction Fund and Highway Maintenance and Operating Fund are deposited in this account. Funds allocated from the Toll Facilities Revolving Account intended for planned or operating toll facilities are considered advance funding in which the Toll Facilities Revolving Account must be reimbursed. The reduction is due to an updated interest estimate.

TOLL FACILITIES (60600)	Revised 2010 December 2009	Revised 2010 May 2010	INCREASE (DECREASE)
Acquisition & Construction (60601)	\$0	\$0	\$0
Debt Service (60602)	9,489,850	9,489,850	0
Maintenance & Operations (60603)	22,891,144	22,891,144	0
Toll Facilities Revolving (60604)	29,585,323	29,585,323	0
TOTAL TOLL FACILITIES	\$61,966,317	\$61,966,317	\$0
DULLES	16,800,000	16,800,000	0
POWHITE	9,300,801	9,300,801	0
COLEMAN	6,280,193	6,280,193	0
TOLL FACILITIES REVOLVING	29,585,323	29,585,323	0

Financial Assistance to Localities (607)

Financial Assistance to Localities consists of:

Financial Assistance for City Road Maintenance (60701) - To provide monetary support to localities for capital improvements and/or maintenance of roads and/or transportation facilities. Direct financial assistance is provided to 81 cities and towns to maintain, operate, and improve their arterial and collector roads and local streets. The level of assistance to the respective local governments for maintenance expenditures is based on the number of qualifying lane-miles in each locality and available funding.

Financial Assistance for County Road Maintenance (60702) - Provide monetary support in lieu of maintenance services to localities for road maintenance and upkeep where such localities have elected to maintain their own highway systems. Currently, Henrico and Arlington maintain their own roads.

Financial Assistance for Planning, Access Roads, and Special Projects (60704) - To manage and distribute funding for recreational and industrial access programs and the Metropolitan Planning federal grant program. The Recreational Access Program provides funding for roads and bikeways to new or expanding non-federal, non-commercial public parks and historic sites. Access roads for qualifying airports and industrial sites, and access tracks for qualified rail users are provided through VDOT's Industrial, Airport, and Rail Access Fund. Funding originally provided in FY 2010 has been removed. The program in FY 2010 will be supported out of prior year balances. The Metropolitan Planning Grants are federal funds available to support activities undertaken by Metropolitan Planning Organizations (MPOs) to develop long-range transportation plans and transportation improvement programs.

FINANCIAL ASSISTANCE TO LOCALITIES (60700)	Revised 2010 December 2009	Revised 2010 May 2010	INCREASE (DECREASE)
Financial Assistance for City Road Maintenance (60701)	\$294,304,012	\$294,304,012	\$0
Financial Assistance for County Road Maintenance (60702)	44,489,855	44,489,855	0
Financial Assistance for Planning, Access Roads, & Special Projects (60704)	7,298,980	7,298,980	0
TOTAL FINANCIAL ASSISTANCE TO LOCALITIES	\$346,092,847	\$346,092,847	\$0
HMOF	338,793,867	338,793,867	0
CONSTRUCTION	855,442	855,442	0
FEDERAL	6,443,538	6,443,538	0

Non-Toll Supported Transportation Debt Service (612)

Non-Toll Supported Transportation Debt Service consists of:

Highway Transportation Improvement District Debt Service (61201) - To provide for the debt service requirements of the bonds sold to finance transportation improvements in special tax districts. There is currently only one such district, the State Route 28 Highway Transportation Improvement District in Fairfax and Loudoun counties.

Designated Highway Corridor Debt Service (61202) - To provide for the debt service requirements of the bonds sold to finance transportation improvements in special designated highway corridors. The Commonwealth Transportation Board has issued transportation revenue bonds for the U.S. Route 58 Corridor Development Program, the City of Chesapeake Oak Grove Connector Project, and the Northern Virginia Transportation District (NVTD) Program. Increase is related to an updated debt service forecast.

Federal Highway Revenue Anticipation Notes Debt Service (61203) - To provide for the debt service requirements of the Federal Highway Reimbursement Anticipation Notes (FRANs) sold to finance transportation improvements in the Commonwealth.

Commonwealth Transportation Capital Projects Bond Act Debt Service (61204) - To provide for the debt service requirements of the bonds sold to finance transportation improvements under the Commonwealth Transportation Capital Projects Bond Act.

NON-TOLL SUPPORTED TRANSPORTATION DEBT SERVICE (61200)	Revised 2010 December 2009	Revised 2010 May 2010	INCREASE (DECREASE)
Highway Transportation Improvement Debt Service (61201)	\$7,528,150	\$7,528,150	\$0
Designated Highway Corridor Debt Service (61202)	87,559,812	87,559,812	0
Federal Highway Reimbursement Anticipation Notes Debt Service (61203)	152,303,120	152,303,120	0
Capital Projects Bonds/Reserve (61204)	434,880	434,880	0
TOTAL HIGHWAY CONSTRUCTION THROUGH BONDS PROCEEDS	\$247,825,962	\$247,825,962	\$0
FRANS	152,303,120	152,303,120	0
NVTD	33,951,112	33,951,112	0
OAK GROVE	2,227,325	2,227,325	0
ROUTE 28	7,528,150	7,528,150	0
PTF	434,880	434,880	0
ROUTE 58	51,381,375	51,381,375	0

Administrative & Support Services (699)

Administrative and Support Services is comprised of:

General Management and Direction (69901) - To provide for the general administrative management, direction and support activities of VDOT. This includes, but is not limited to, accounting services, human resources, succession planning, health and safety services, procurement, facilities management, management studies, policy analysis, process improvements, performance management, internal auditing, innovative financing, financial planning services and oversight of compensation programs for all VDOT employees. Increase in this service area reflects estimated costs associated with planned Blueprint staffing reductions.

Information Technology Services (69902) - To provide for administrative management, direction and infrastructure support for tasks including, but not limited to, automated data processing services for citizens and visitors to the Commonwealth, Virginia's legislative bodies, other state and local government agencies as well as its own Department of Transportation employees.

Facilities and Grounds Management Services (69915) - To provide physical plant maintenance needs to VDOT facilities. This maintenance work is considered ordinary or routine nature and includes the cost of labor, equipment and materials to make minor repairs to utilities such as plumbing, heating, and electrical; and the maintenance of driveways, parking lots, and yards. The service area also funds small renovation/alteration projects that cost no more than \$10,000.

Employee Training and Development (69924) - To provide Employee Training and Development services to VDOT. This includes traditional classroom training and related development activities and tuition reimbursement.

All of the services areas have been impacted by savings related to the Governor's Reduction Plan of September 2009. The savings are related to one day's furlough of all employees and changes to the benefit rates applied for the Virginia Retirement System, Group Life Insurance, and the Virginia Sickness and Disability Program (VSDP).

ADMINISTRATIVE & SUPPORT SERVICES (69900)	Revised 2010 December 2009	Revised 2010 May 2010	INCREASE (DECREASE)
General Management & Direction (69901)	\$155,796,863	146,537,438	(\$9,259,425)
Information Technology Services (69902)	68,296,911	68,296,911	0
Facilities and Grounds Management Services (69915)	11,959,421	11,959,421	0
Employee Training & Development (69924)	8,771,158	8,771,158	0
TOTAL ADMINISTRATIVE & SUPPORT SERVICES	\$244,824,353	\$235,564,928	(\$9,259,425)
HMOF	237,274,009	228,014,584	(9,259,425)
CONSTRUCTION	798,654	798,654	0
FEDERAL	6,751,690	6,751,690	0

The decrease in this program provides an increase to the maintenance program to help offset the snow-related expenses. The reduction was available due to employee severance cost being lower than previously anticipated.

VDOT Capital Outlay (998)

Capital Outlay funding is provided to support the agency's building and renovation needs as well as Maintenance Reserve needs. This funding may be used for acquisition of real property (including buildings or plant) or machinery or equipment, new construction, and improvements related to state-owned real property, buildings, plant, machinery or equipment (including plans therefore), as defined in the *Code of Virginia*. All capital outlay projects must be approved by the Governor and General Assembly via the Six-Year Capital Improvement Plan and the Biennial Budget. VDOT receives direction from the Department of Planning and Budget and the Department of General Services on the development and execution of the Capital Outlay Program. Half of the current fiscal year amount has been taken to help balance the budget. The Capital Outlay program was reduced to provide funding for snow removal. The reductions manifested themselves in the form of the delay or the cancellation of projects.

VDOT CAPITAL OUTLAY (99800)	Revised 2010 December 2009	Revised 2010 May 2010	INCREASE (DECREASE)
TOTAL VDOT CAPITAL OUTLAY	\$5,500,000	\$500,000	(\$5,000,000)
CONSTRUCTION	\$5,500,000	500,000	(5,000,000)

Support to Other State Agencies

VDOT provides funding to other agencies to cover support activities and services related to the transportation programs.

SUPPORT TO OTHER STATE AGENCIES	Revised 2010 December 2009	Revised 2010 May 2010	INCREASE (DECREASE)
Transportation Appropriation to Other Agencies			
Department of Education	\$240,942	\$240,942	\$0
Marine Resources Commission	313,768	313,768	0
Secretary of Transportation	775,126	775,126	0
Department of State Police	7,424,304	7,424,304	0
Department of Minority Business Enterprise	1,527,916	1,527,916	0
Department of Historic Resources	100,000	100,000	0
Department of Rail and Public Transportation	5,584,922	5,584,922	0
Department of Emergency Management	933,251	933,251	0
Department of Motor Vehicles (truck weighing)	11,532,000	11,532,000	0
Virginia Liaison Office	140,533	140,533	0
Department of Treasury	183,163	183,163	0
SUBTOTAL	28,755,925	28,755,925	0
Transfers to the General Fund			
Department of General Services	329,868	329,868	0
Department of Agriculture & Conservation Services	97,586	97,586	0
Chesapeake Bay Initiatives	7,416,469	7,416,469	0
Telecommunication Contract Savings	681,606	681,606	0
Indirect Costs	2,988,258	2,988,258	0
Department of Taxation	3,226,836	3,226,836	0
SUBTOTAL	14,740,623	14,740,623	0
Transfers to Other Agencies			
Department of Motor Vehicles (fuel tax evasion)	1,500,000	1,500,000	0
SUBTOTAL	1,500,000	1,500,000	0
TOTAL SUPPORT TO OTHER STATE AGENCIES	\$44,996,548	\$44,996,548	\$0
HMOF	41,132,078	41,132,078	0
CONSTRUCTION	3,823,441	3,823,441	0
DULLES	0	0	0
POWHITE	0	0	0
COLEMAN	0	0	0
TOLL FACILITIES REVOLVING	39,571	39,571	0
TPOF	1,458	1,458	0